

Sapphire Community Projects Inc Financial Position 2022-2023

These financial statements Sapphire Community Project Inc (ABN 88 250 179 039) as an individual entity as a not-for-profit association incorporated 21 February 2018 (INC1800235) under the Associations Incorporation Act 2009, NSW.

Sapphire Community Projects has charitable fundraising authority status from Fair Trading NSW with charitable fundraising number CFN/25515 which is in force until 21 January 2025. This section contains the following financial reports and information:

- Statement of Profit or Loss and Other Comprehensive Income
- Statement of Financial Position
- Statement of Changes of Equity
- Statement of Cash Flows
- Notes Regarding the 2022-2023 Financial Year

Contents

Sapphire Community Projects Inc Financial Position 2022-2023	1
Financial Reports.....	2
Statement of Profit or Loss and Other Comprehensive Income.....	2
Statement of Financial Position	4
Statement of Changes of Equity	5
Statement of Cash Flows.....	6
Notes Regarding 2022-2023 Financial Year	7
1. Basis of Preparation	7
2. Assets	7
3. Liabilities	7
4. Income	7
5. Expenses.....	8
6. Fundraising – additional information	9
Compared to the Previous Financial Year	9
Budget for 2023-2024	10
Additional Information.....	11
General Assessment.....	11
Our Changing Customer Base	11
Responsible Persons Declaration.....	13
Sapphire Community Projects Inc, ABN 88 250 179 039 for the year ended 30 June 2023.....	13
Fundraising Declaration	14
Sapphire Community Projects Inc, ABN 88 250 179 039 for the year ended 30 June 2023.....	14

Financial Reports

Statement of Profit or Loss and Other Comprehensive Income

Sapphire Community Projects Inc			
Financial Year 1 July 22 to 30 June 23			
For the period from 1/7/2022 to 30/6/2023			
Cash basis			
	30/6/2023	30/6/2022	30/6/2021
Income			
Donations And Bequests			
Donations and Fundraising			
Donations Pantry	34,621.12	80,773.65	30,505.07
Donations Rickys	16,705.00	5,075.45	0.00
Total — Donations and Fundraising	51,326.12	85,849.10	30,505.07
Non-Government Grants			
Non-Government Grants (accountable)	-	-	7,648.00
Non-Government Grants (not accountable) & Sponsorship	1,000.00	4,703.00	50,000.00
Total — Non-Government Grants	1,000.00	4,703.00	57,648.00
Total — Donations And Bequests	52,326.12	90,552.10	88,153.07
Revenue from Government			
Revenue from government (including grants)	54,544.61	1,800.73	6,100.00
Good or Services			
Goods or Services (Pantry)			
Association Fees & Pantry Membership (GST)	1,236.22	886.46	450.00
Cost Recovery (Pantry sales)	172,995.93	143,732.62	135,979.01
Other Income	11,898.47	-	792.00
Training Income	-	55.00	-
Vouchers	2,947.50	2,590.00	2,012.50
Total — Goods or Services (Pantry)	189,078.12	147,264.08	139,233.51
Goods or Services (Ricky's)			
Catering or food sales (Ricky's)	4,066.19	-	-
Total — Good or Services	193,144.31	147,264.08	139,233.51
Investments			
Interest	-	-	37.78
Total — Income	300,015.04	239,616.91	233,524.36

Less: Expenses			
Employees			
Wages & salaries	45,934.11	45,331.80	46,899.31
Grants and Donations in Australia			
Donations Out	7,709.92	15,692.62	6,210.79
Interest			
Interest Expense	1,498.87	812.22	807.75
Other			
Other expenses (Pantry)			
Bank Charges (Pantry)			
Bank Charges - Square excluding Ricky's	2,113.58	1,564.75	1,207.38
Fundraising Expenses	130.80	245.83	17.80
Equipment	482.81	693.30	25,884.79
Fittings & Fixtures	35,302.27	-	12,053.53
Fixed assets - depreciation	2,367.70	46.12	42,415.24
Insurance	5,339.85	3,803.99	5,314.81
Lease liability	16,723.74	16,569.38	16,361.85
Motor vehicle expenses	22,608.88	4,312.17	5,746.17
Operating expenses (Pantry)	13,379.40	10,992.13	13,946.48
Purchases (Stock Pantry)	78,022.38	67,227.83	70,168.09
Training (Excluding Ricky's)	807.98	933.65	417.61
Utilities	7,185.64	6,466.13	6,051.66
Total — Other expenses (Pantry)	184,465.03	112,855.28	199,585.41
Other expenses (Other Projects)			
Operating expenses (other Projects)	23,566.07	-	9,474.85
Rickys Expenses			
Bank Charges - Ricky's	22.41	-	-
Expenses for Rickys	10,103.83	2,750.35	-
Training Rickys	-	810.00	-
Total — Rickys Expenses	10,126.24	3,560.35	0.00
Rounding expense (adjustment)	-	0.01	-
Total — Other	218,157.34	116,415.64	209,060.26
Total — Expenses	273,300.24	178,252.28	262,978.11
Excluded Revenue (Auspiced grants)			
Auspiced funds (agency basis)	2,000.00	-	-
Expenditure associated with Excluded Revenue			
Expenses associated with Auspiced grants	(2,000.00)	-	-
Non- assessable non-exempt (NANE) Income			
Other Income - NANE	-	-	28,181.82
Net profit (loss)	26,714.80	61,364.63	(1,271.93)

For additional information, see *Notes Regarding 2022-2023 Financial Year*.

Statement of Financial Position

Sapphire Community Projects Inc			
Balance Sheet			
As at 30/6/2023			
Cash basis			
	30/6/2023	30/6/2022	30/6/2021
Assets			
Cash & cash equivalents	230,149.83	202,491.71	100,205.09
Deposits & Bonds	2,100.00	2,100.00	2,100.00
Fixed assets, accumulated depreciation	(77,830.76)	(76,771.41)	(77,742.74)
Fixed assets, at cost	97,248.94	98,557.29	96,984.74
ROU Lease Asset - 2 Peden St	29,616.00	47,385.60	10,839.81
Stock on hand	9,814.72	8,159.62	8,805.10
Other Current Assets			
Cards & Advances to Staff/Volunteers	610.00	204.65	44.67
Gift Cards	796.08	2,757.83	2,600.00
Total — Other Current Assets	1,406.08	2,962.48	2,644.67
Total — Assets	292,504.81	284,885.29	143,836.67
Liabilities			
Grants			
Government Grants accountable (unspent)	10,775.66	39,989.27	-
Grants Non-Government accountable (unspent)	25,000.00	-	-
Total — Grants	35,775.66	39,989.27	0.00
Lease Liabilities			
Lease 2 Peden St LL	29,616.00	47,385.60	10,839.81
Payroll Liabilities			
Payroll liabilities (Income Tax & Superannuation)	1,330.00	1,418.00	1,468.03
Provision for leave	3,224.28	4,114.99	2,682.46
Total — Payroll Liabilities	4,554.28	5,532.99	4,150.49
Tax payable (GST)	(4,103.11)	2,898.46	(978.00)
Vouchers Outstanding	4,595.00	3,617.50	2,875.00
Total — Liabilities	70,437.83	99,423.82	16,887.30
Net assets	222,066.98	185,461.47	126,949.37
Equity			
Sapphire Community Projects Inc	222,066.98	185,461.47	126,949.37
Total equity	222,066.98	185,461.47	126,949.37

Statement of Changes of Equity

Sapphire Community Projects Inc			
Statement of Changes in Equity			
For the period from 1/7/2022 to 30/6/2023			
Cash basis			
	30/6/2023	30/6/2022	30/6/2021
Sapphire Community Projects Inc			
Balance at beginning of period	185,461.47	126,949.37	106,424.49
Profit (loss) for the period	26,714.80	61,364.63	(1,271.93)
Error correction adjustment of superannuation	-	-	(32.70)
Inner Wheel donation towards mobile food pantry	-	-	20,000.00
Provision for leave	890.71	(1,432.53)	(2,170.49)
Stock on hand adjustment	9,000.00	(2,000.00)	4,000.00
Vouchers expired and not used Bemboka	-	280.00	-
Vouchers expired and not used Quaama	-	300.00	-
Balance at end of period	222,066.98	185,461.47	126,949.37
Total Equity	222,066.98	185,461.47	126,949.37

Statement of Cash Flows

Sapphire Community Projects Inc Cash Flow Statement For the period from 1/7/2022 to 30/6/2023 Indirect method			
	30/6/2023	30/6/2022	30/6/2021
Operating activities			
Net profit (loss)	26,714.80	61,364.63	(1,271.93)
Adjustments to reconcile net profit (loss) to net cash from operating activities			
Bank Charges - Square excluding Ricky's	-	(171.67)	564.28
Cost Recovery (Pantry sales)	-	-	(640.32)
Donations in - Rickys	(53.75)	-	-
Donations in (Pantry / other)	(710.00)	(6,044.30)	(4,631.00)
Donations Out	7,332.70	13,187.31	5,625.86
Equipment	-	317.18	175.91
Expenses associated with Auspiced grants	(29.40)	-	-
Expenses for Rickys	1,596.36	1,792.25	-
Expenses related to fundraising	-	171.67	17.80
Fixed assets - depreciation	2,367.70	46.12	42,415.24
Motor vehicle expenses	576.48	931.20	498.13
Operating expenses (other Projects)	9,347.60	-	-
Operating expenses (Pantry)	(249.88)	(34.00)	-
Other Income - NANE	-	-	(890.75)
Purchases (Stock Pantry)	75.25	2,439.28	(851.88)
Revenue from government (including grants)	(12,226.38)	(455.50)	(11.40)
Rounding expense (adjustment)	-	0.01	-
Training (Excluding Ricky's)	-	317.57	-
Vouchers	(2,947.50)	(1,477.50)	(2,012.50)
Changes in working capital			
Accounts receivable	(9,963.32)	(250.00)	-
Cards & Advances to Staff/Volunteers	250.00	2.00	(400.00)
Gift Cards	-	(950.00)	-
Government Grants accountable (unspent)	(16,987.23)	40,444.77	(3,588.60)
Grants Non-Government accountable (unspent)	25,000.00	-	-
Grants Non-Government auspiced for other organisations (unspent)	-	-	890.75
Payroll liabilities (Income Tax & Superannuation)	(88.00)	(50.03)	953.85
Stock on hand	-	(13,834.90)	-
Tax payable (GST)	(6,022.31)	4,080.53	(364.66)
Vouchers Outstanding	3,675.00	3,050.00	2,337.50
Cash flows from (used in) operating activities	27,658.12	104,876.62	38,816.28
Investing activities			
Fixed assets, at cost	-	(2,590.00)	(42,415.24)
Net increase (decrease) in cash held	27,658.12	102,286.62	(3,598.96)
Cash at the beginning of the period	202,491.71	100,205.09	103,804.05
Cash at the end of the period	230,149.83	202,491.71	100,205.09

Notes Regarding 2022-2023 Financial Year

1. Basis of Preparation

This financial covers Sapphire Community Project Inc as an individual entity. The entity is a not-for-profit association incorporated 21 February 2018 (INC1800235) under the Associations Incorporation Act 2009, NSW. The registered address for the association is 25 Surf Circle, Tura Beach, NSW. The principal place of activities is Sapphire Community Pantry, 2 Peden Street, Bega, NSW.

The entity is registered for Goods and Services Tax Purposes (GST) and is endorsed by the Australian Taxation Office for income tax exemptions, GST exemptions and fringe benefit tax (FBT) exemptions. The entity is an endorsed public benevolent organisation and has deductible gift recipient (DGR) status.

The entity has charitable fundraising authority status from Fair Trading NSW with charitable fundraising number CFN/25515 in force until 21 January 2025.

Special Purpose Financial Report

This financial report is a special purpose financial report prepared to satisfy the financial reporting requirements of the Australian Charities and Not-for-profits Commission Act 2012 and the Australian Charities and Not-for-profits Commission Regulation 2013.

In the opinion of those charged with the governance, the organisation is not a reporting entity, and the report is prepared to satisfy the financial reporting requirements under the Constitution of Sapphire Community Projects Inc.

Accounting and reports are prepared on a cash basis and uses historic costs that do not take into account of changing money values except where specifically stated.

2. Assets

Fixed assets, accumulated depreciation

Where applicable, assets have been written down using the Australian Government's/ATO's Instant asset write-off for eligible businesses.

Inventory (Stock on hand)

The value shown represents an approximate value of stock on hand. The estimate of stock values is reviewed several times per year and adjusted accordingly.

3. Liabilities

Provision for leave

Includes unused annual leave, parental leave and related entitlements, personal/carer's leave, compassionate leave, and any other entitlement to paid leave. Leave balances are adjusted each pay period, i.e., fortnightly.

4. Income

Donations And Bequests

Donations and Fundraising

Donations are now shown separately for Pantry and Ricky's Place.

"Fundraising (Winter/Christmas appeal)" is a replacement for the former grouping "Fundraising". From the 2022-2023 year, this only includes funds raised as part of a fundraising appeal and does not include regular, receipted donations.

Several donors have asked for donations to remain anonymous. We no longer list significant individual donations in the Annual Report for Financial Report.

All other donations are recorded as “Donations in (Pantry / Other)” or “Donations in (Rickys)”

PayPal Fees were the only expenses associated with Donations. See *Note 6. Fundraising – additional information* for details of these fees.

Non-Government Grants (not accountable) & Sponsorship

We received a grant of \$1,000 from Community Industry Group. There were no conditions associated with this grant.

Revenue from Government

Revenue from government (including grants)

Grants received from:

- Coordinare – CPS Community Grants GRA-107 \$39,160 plus GST (Funds provided May 2022 and the amount shown is that portion of the funds spent in the 2022/2023 financial year. The remaining funds should be spent by the end of December 2023.
- Office of Responsible Gambling - Installation of solar panels and battery backup – we received \$25,331 excluding GST for this project. The money has been spent and a further \$2,814 excluding GST is due after acquittal of the project.

Note: Unspent funds do not appear in the Profit and Loss statement; rather, they appear as a Liability under the category Grants, Government grants accountable (unspent) as entitlement to these funds does not exist until spent. That is, if the funds are not spent, they must be repaid.

5. Expenses

Fundraising Expenses

PayPal Fees were previously incorporated into “Expenses related to fundraising”. These are now shown separately. PayPal is only used for fundraising.

Occasionally donations for fundraising appeals are from card transactions made via our Point of Sale (POS) terminals in the Pantry and the Mobile Pantry. The value of transactions is minimal and these fees cannot be readily distinguished from card transaction fees made via our POS system. These fees are absorbed into our normal operating expenses.

Grants and Donations in Australia

Donations Out

Donations out comprised of:

- Donations of food to other organisations and individuals,
- Donations of goods and gift cards that came into our possession,
- Donations of food vouchers to other organisations or individuals.

It does not include the value of goods and services which were arranged by Sapphire Community Projects Inc which did not come into our possession or passed through the organisation that were not included in inventory. The reason for their exclusion was these items were received on an agency basis and were passed on as soon as practicable after receipt. Such donations generally ceased last financial year; however, there may have been some in the earlier part of this financial year. These donations are provided by organisations such as GIVIT and the value of individual donations could not be accurately determined or were unknown.

6. Fundraising – additional information

The following is a summary of Fundraising income and expenses:

Income	2022-2023	2021-2022	2020-2021*
Fundraising (Pantry / other)	\$34,621.12	\$80,773.65	\$30,069.27
Fundraising (Ricky's Place)	\$16,705.00	\$5,075.45	
Total Income	\$51,326.12	\$85,849.10	\$30,069.27
Expenses			
Bank Charges (PayPal Fees)	\$130.80	\$171.67	\$17.80
Other expenses		\$74.16	
Total Expenses	\$130.80	\$245.83	\$17.80
Net surplus from Fundraising (Deficit)	\$51,195.32	\$85,603.27	\$30,051.47

* Note: The 2020-2021 financial year did not include unreceipted donations made in the Community Pantry with purchases as "Fundraising". The figures shown in this report are updated to include those donations for the 2020-2021.

Compared to the Previous Financial Year

The following table compares our performance to the previous financial year. The categories for Income & Expenses are those used by the ACNC for reporting purposes. In line with ACNC reporting, values for reporting are rounded to the nearest dollar.

Income	2022-2023	2021-2022	Change %	Budget 2022-2023	Compared to budget %
Total Gross Income From Government Grants*¹	\$54,545	\$1,801	+290%	\$67,000* ¹	-29%
Total Gross Income From Donations And Bequests*¹	\$52,326	\$90,552	-42%	\$55,000* ²	-5%
Total Gross Income From Goods or Services	\$193,144	\$147,264	+31%	\$153,000	+26%
Total Gross Income From Income Investments	\$0	\$0	NA	\$0	NA
Total Gross Income From Other Revenues*³	\$0	\$0	NA	\$0	NA
Total Income	300,015	\$239,617	+25%	\$275,000	+9%
Expenses					
Total Expenses From Grants and Donations in Australia*⁴	\$7,710	\$15,692	-51%	\$18,000	-57%
Total Expenses From Interest*⁵	\$1,499	\$812	+85%	\$2,000	-25%
Total Expenses Other	\$218,157	\$116,416	+87%	\$185,000* ³	+18%
Total Expenses From Employees	\$45,934	\$45,332	+1%	\$52,000	-12%
Total Expenses	\$273,300	\$178,252	-32%	\$255,000	-12%
Net Surplus (Deficit)	26,715	\$61,365	-56%	\$20,000	+34%

*¹ Excludes funds received for which entitlement is yet to be established, i.e., unspent accountable funds.

*² Donations/grants from either government or non-government sources are highly unpredictable and can range from nothing to tens or hundreds of thousands of dollars. It is not possible to accurately estimate figures for large grants.

*³ NANE Income shown separately in our accounts and not included with Association income. It will be included in “Income From Other Revenues” in ACNC income reporting.

*⁴ This is what we give to individuals and other organisations in Australia. We have not donated funds to any individual or organisation outside of Australia.

*⁵ This is the interest we pay on loans and the interest component on leases over 12 months. Note we do not have any loans, so the value included here is entirely the interest component of leases over 12 months.

Budget for 2023-2024

The following table shows the budget for the 2023-2024 financial year compared to the actual expenditure from the last financial year.

Income	Budget 2023-2024	2022-2023
Total Gross Income From Government Grants	\$30,000* ¹	\$54,545
Total Gross Income From Donations And Bequests	\$55,000* ²	\$52,326
Total Gross Income From Goods or Services	\$245,000	\$193,144
Total Gross Income From Income Investments	\$0	\$0
Total Gross Income From Other Revenues	\$0	\$0
Total Income	\$330,000	\$300,015
Expenses		
Total Expenses From Grants and Donations in Australia	\$12,000	\$7,710
Total Expenses From Interest	\$2,000	\$1,499
Total Expenses Other	\$245,000* ³	\$218,157
Total Expenses From Employees	\$67,500	\$45,934
Total Expenses	\$327,500	\$273,300
Net Surplus (Deficit)	\$2,500	\$26,714

*¹ Includes estimated income from Coordinare CPS Community Grant which was not spent in the 2022-2023 year.

*² This also includes non-government grants, e.g., the FRRR – Corporate Futures grant.

*³ Includes estimated expenditure from Coordinare CPS Community Grant, and the FRRR – Corporate Futures grant.

Additioinal Information

General Assessment

The 2022-2023 saw the impacts of COVID drop off to a point where it now has negligible impact. The impact of the 2019-2020 bushfires continues with many still living in temporary accommodation or still in the process of rebuilding. The social impact remains and programs like Chop Chat Chew all us to keep a presence in providing more general support.

The major economic impact in the 2022-2023 financial year was the fallout from the Russo-Ukrainian War which, together with floods and COVID severely disrupted supply chains and forced significant rises in some types of food and to top all of that off, the “rental crisis” and escalating costs due to increases of interest rates and supply issues.

Demand for services increased by around 30% over the past year. While the cost of goods rapidly increased early in the financial year, costs have since stabilised and some food costs have come down. Demand is expected to continue at high levels due to the impact of inflation and high interest rates. Some relief may be expected in the second part of the financial year. See also “Our Changing Customer Base”

Ricky’s Place continues to be successful and generates donation income and catering/markets income to provide a positive return to the balance sheet. The figures in the financial reports do not isolate general administrative expenditure to supporting Ricky’s Place and is currently recorded as part of Pantry expenditure. Consideration should be given to isolating this expenditure and assigning it as an expense to Ricky’s Place.

The Mobile Pantry continues at Bemboka and will resume at Cobargo in late 2023 or early 2024. Support is expected to continue at Quaama in conjunction with their community fairs.

The coming year sees the expectation of a small nominal profit. Allowance in the “Employee expenses” has been provided to allow an additional permanent part-time permanent role to support the operation of activities including providing back up to the Pantry Manager position to enable leave and study absences during working hours.

Our Changing Customer Base

We didn’t undertake a specific customer review in 2022 with the figures for that year representing an incremental change of new customers over time. However, we instigated a fresh review by way of a customer survey in June 2023 and we are able to compare the results to our last survey in 2021. While previous results indicated the impact of COVID on who we see, our more recent figures reflect the impact of higher mortgage and rents. As a result, we are seeing more men, more younger and older people, more people with disabilities and more people suffering financial difficulty.

Takeaways:

- We are seeing an increasing proportion of men.
- We are seeing an increasing proportion of young people up to 25 years old, and an increasing proportion of over 65-years old.
- We are seeing an increased proportion on indigenous people. Indigenous and Torres Strait Islanders make up 3.9% of the local population but are now 12% of our customer base.
- The number of people who indicate they are NOT from a non-English speaking background has remained the same; however, we now have people choosing not to state their background.

- The proportion of people with disabilities is now significantly higher, up from 24% to 35% of our customers.
- The proportion of people having difficulty paying bills has increased from 48% to 61%. It should also be noted that our number of customers is significantly higher than 2 years ago.
- The proportion of our customers who have sought welfare or financial help in the last 12 months has increased from 42% to 62%.
- The proportion of people on a pension or other government support has remained the same.
- The proportion of people who struggle to pay for food has risen from 46% to 62%.

		June 2021	June 2023
1. Gender	Male Female Non-binary	17% 83%	29% 62% 6%
2. Age	<18 18-25 26-50 51-65 >65	0% 7% 28% 36% 29%	3% 12% 24% 27% 33%
3. ASTI	Yes No Not stated	8% 91% 1%	12% 85% 3%
4. NESB	Yes No Not stated	12% 88% 3%	9% 88% 3%
5. Disability	Yes No Not stated	24% 73% 3%	35% 62% 3%
6. Difficulty paying bills last 12 months	Yes No Prefer not to say	48% 49% 3%	61% 32% 3%
7. Sought welfare or financial help last 12 months	Yes No Prefer not to say	42% 55% 3%	62% 35% 3%
8. Receive income support or pension from government	Yes No Prefer not to say	64% 35% 1%	62% 35% 3%
9. Struggle to find money for food	Yes No Prefer not to say	46% 46% 3%	62% 35% 3%

Responsible Persons Declaration


Sapphire Community Projects Inc, ABN 88 250 179 039 for the year ended 30 June 2023

The committee have determined that the association is not a reporting entity and that this special purpose financial report should be prepared in accordance with the accounting policies outlined in Note 1 to the financial statements.


In the opinion of the committee, the financial report as set out on pages 1 to 12:

1. Presents a true and fair view of the financial position of Sapphire Community Projects Inc as at 30 June 2023 and its performance for the year ended on that date.
2. At the date of this statement, there are reasonable grounds to believe that Sapphire Community Project Inc will be able to pay its debts as and when they fall due.

This statement is made in accordance with a resolution of the Committee and is signed for and on behalf of the Committee by:



Joshua Shoobridge
President



Peter Buggy
Treasurer

Dated: 11.10.23


Fundraising Declaration

Sapphire Community Projects Inc, ABN 88 250 179 039 for the year ended 30 June 2023


In the opinion of the committee, the financial report as set out on pages 1 to 12:

1. Presents a true and fair view of all income and expenditure with respect to fundraising appeals.
2. The statement of financial position gives a true and fair view of the state of affairs of the organisation with respect to fundraising appeals.
3. The provisions of the Charitable Fundraising Act 1991 (NSW), the regulations under the Act and the conditions attached to the fundraising authority have been complied with by the association.
4. The internal controls exercised by the association are appropriate and effective in accounting for all income received and applied by the organisation from any of its fundraising appeals.

This statement is made in accordance with a resolution of the Committee and is signed for and on behalf of the Committee by:



Joshua Shoobridge
President



Peter Buggy
Treasurer

Dated: 11. 10. 23



Supporting community

www.sapphirecommunity.org.au